

Dudley Job Vacancy Insight Report

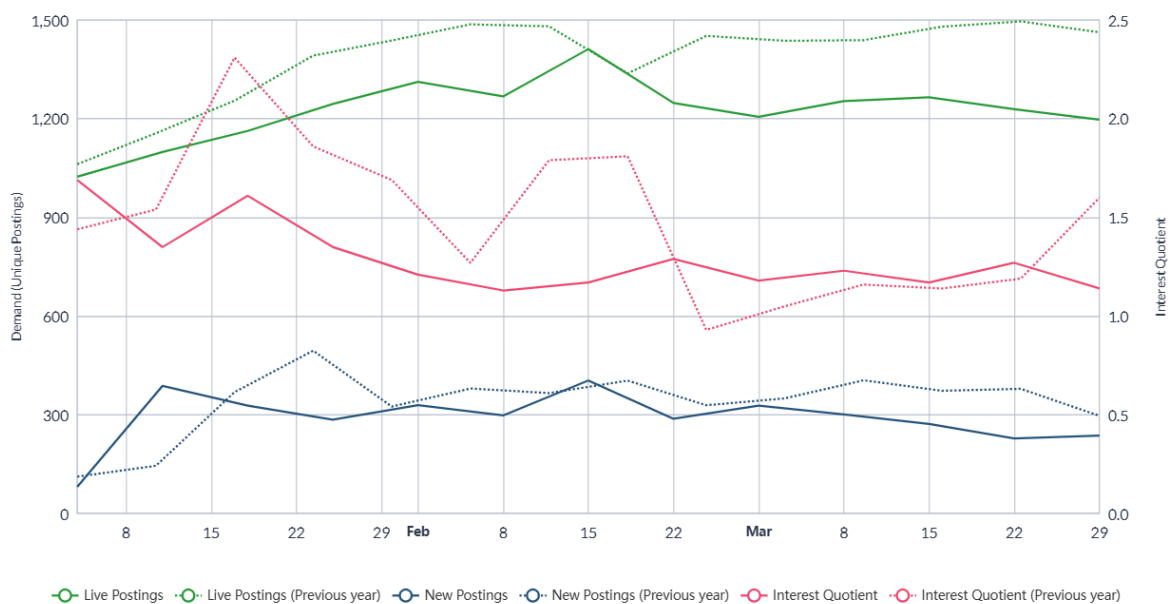
January to March 2026

Current Job Posting Trends¹

Dudley Overview

- Between January to March 2026 (inclusive), there were 4,763 unique job postings for roles recorded in Dudley. This number of postings is high compared to all local authority districts. Over the past year, this has decreased by 18.9%, compared to a decrease of 20.4% across the UK.
- During this period, there were 3,689 new job postings. This number of postings is average compared to all local authority districts. Over the past year, this has decreased by 21.5% compared to a decrease of 21.0% nationally.

Demand and Interest Trend:



- Comparing the final week of the quarter with the week at the start of the quarter, live postings have increased by 16.9%, while new job postings increased by 192.6%. This upward trend over the quarter shows an increase in employer demand, with job postings peaking in the middle of this period.
- More recent trends show a decrease in demand as live postings decreased by 0.7% in the last 30 days of job posting activity, new postings decreased by 27.7% showing a decline in labour market demand at the end of the quarter following a rise in the first half of the period.
- By comparing interest quotient and demand, we can identify where there are mismatches in talent/supply and demand. Interest Quotient is ranked average at 1.3.

¹ Source: All data derived from the Adzuna Analyst Tool (April 2026)

Dudley Advertised Salary

- The advertised median salary for roles over this period in Dudley was £33,104– down by 3.1% from the previous year and 10.3% less than the overall national median salary of £36,809.

Salary Trend:



Top Occupations

- The top posted occupations below account for 13.5% of all job postings in this quarter.
- Healthcare Support Worker was the most in demand occupation, reporting the highest number of postings in Dudley.
- Healthcare Support Worker was the occupation with the most in demand vacancies from the employee perspective, receiving the highest interest in terms of clicks and applicants.
- Science Teacher Secondary School had the highest location quotient, while Teachers had the highest salary.

In-Demand Occupations:

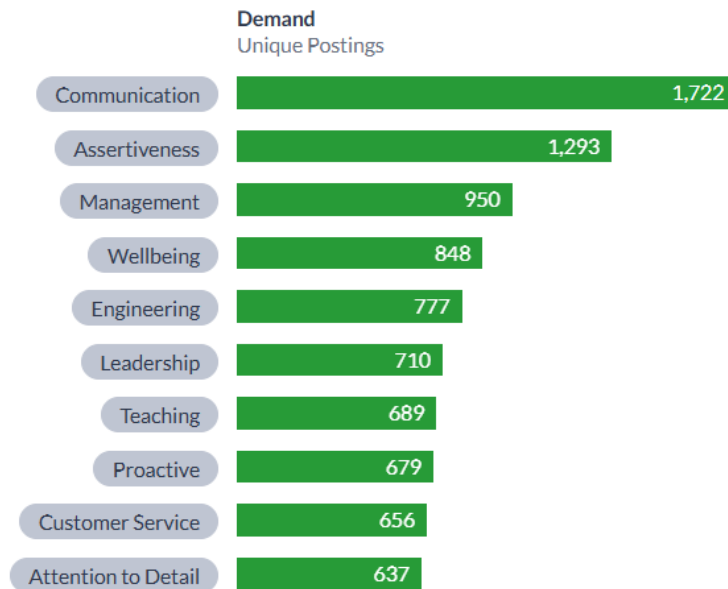
Occupation	Median Salary	Unique Postings	Location Quotient	Interest Quotient
Healthcare Support Worker	£26,090	100	2.01	57.05
Social Care Worker	£25,854	99	1.69	20.8
Team Leader	£29,744	73	3.08	9.11
Science Teacher Secondary School	£41,982	72	3.98	0.2
Teaching Assistant	£24,700	57	1.15	9.9
Manager	£32,500	54	0.73	4.75
SEN Assistant	£24,562	53	1.51	6.34
Maintenance Engineer	£45,000	47	1.98	6.73
Lorry Driver	£32,110	44	1.02	18.22
Teacher	£45,500	44	1.57	2.77

Most In-Demand Skills

- Reflecting the most advertised occupations, the biggest skills gaps are around ‘communication’, ‘assertiveness’ and ‘management’.

In-Demand Skills:

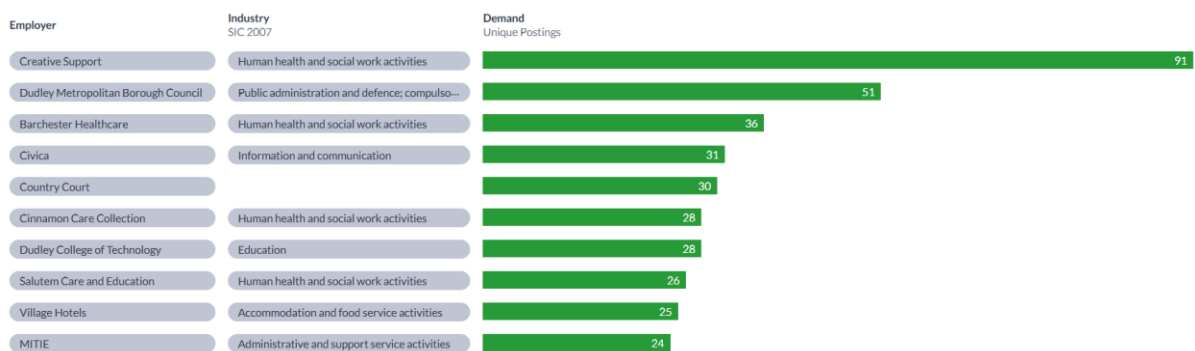
Skills most requested in postings in Dudley, 01/01/2026 - 31/03/2026



Who's Hiring

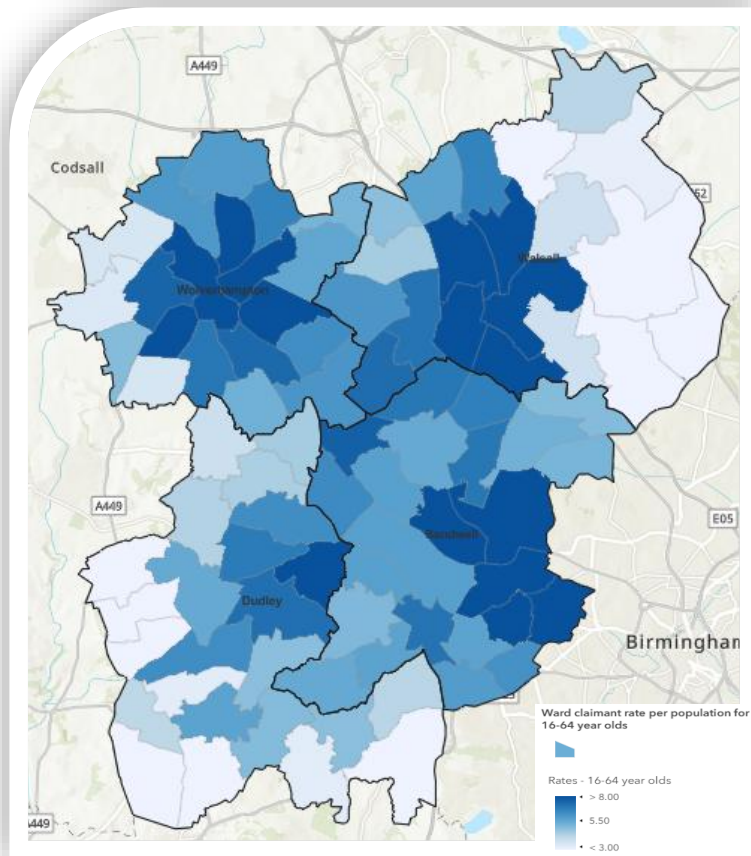
- By volume, Creative Support have logged the most job postings, followed by Dudley Council and Barchester Healthcare.

Employers Hiring:



Dudley Total Claimants²

- Dudley had 9,675 claimants aged 16 years and over in March 2026, an increase of 50 claimants (+0.5%) compared to the previous month. Compared to March 2025, claimants in Dudley decreased by 245 (-2.5%).



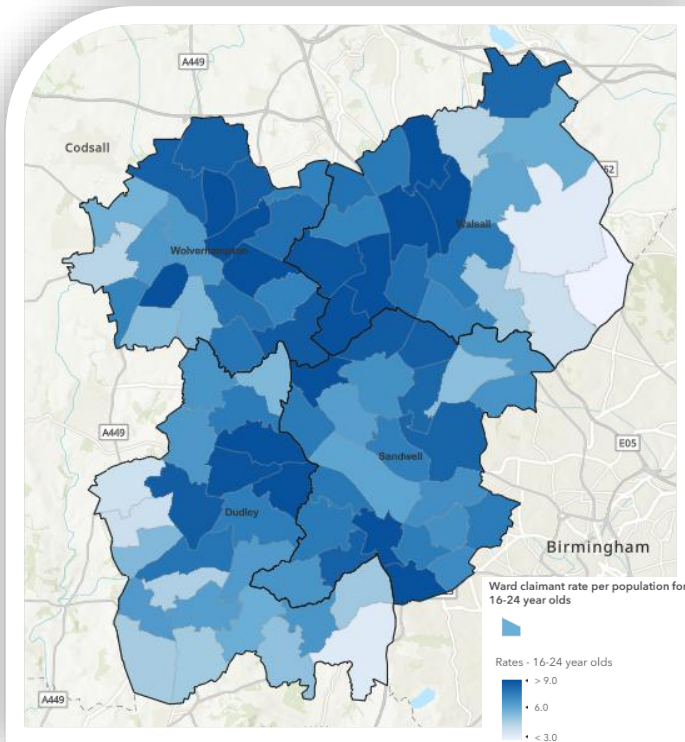
Dudley Wards	Number	Rate
Amblecote	265	3.3%
Belle Vale	415	5.0%
Brierley Hill & Wordsley South	655	6.4%
Brockmoor & Pensnett	530	5.6%
Castle & Priory	655	6.4%
Coseley	405	4.6%
Cradley North & Wollescote	440	5.1%
Gornal	340	4.4%
Halesowen North	365	4.3%
Halesowen South	170	2.4%
Hayley Green & Cradley South	240	3.3%
Kingswinford North & Wall Heath	160	2.4%
Kingswinford South	180	2.5%
Lye & Stourbridge North	485	5.8%
Netherton & Holly Hall	710	7.2%
Norton	170	2.6%
Pedmore & Stourbridge East	205	3.0%
Quarry Bank & Dudley Wood	430	5.0%
Sedgley	320	3.9%
St. James's	660	6.9%
St. Thomas's	935	8.2%
Upper Gornal & Woodsetton	360	4.5%
Wollaston & Stourbridge Town	350	4.2%
Wordsley North	230	3.0%

- Out of the 24 wards within Dudley, 15 were above the UK average of 4.0%.
- The wards with the highest number of claimants as a percentage of residents aged 16 years and over were St Thomas's at 8.2%, followed by Netherton & Holly Hall at 7.2% and St James's at 6.9%.

² Office for National Statistics (ONS) / Department for Work and Pensions (DWP), claimant counts, released April 2026

Dudley Youth Claimants

Dudley had 2,160 youth claimants in March 2026, an increase of 15 (+0.7%) compared to the previous month. When compared to March 2025, the number of youth claimants increased by 245 (+12.8%).



Dudley Wards	Number	Rate
Amblecote	60	4.7%
Belle Vale	95	6.8%
Brierley Hill & Wordsley South	135	7.9%
Brockmoor & Pensnett	125	8.6%
Castle & Priory	190	10.3%
Coseley	80	5.6%
Cradley North & Wollescote	80	6.0%
Gornal	75	6.8%
Halesowen North	65	5.0%
Halesowen South	35	3.5%
Hayley Green & Cradley South	65	5.3%
Kingswinford North & Wall Heath	40	4.0%
Kingswinford South	45	4.0%
Lye & Stourbridge North	95	6.5%
Netherton & Holly Hall	135	7.6%
Norton	45	4.9%
Pedmore & Stourbridge East	50	5.0%
Quarry Bank & Dudley Wood	90	6.7%
Sedgley	80	6.8%
St. James's	130	8.9%
St. Thomas's	220	9.7%
Upper Gornal & Woodsetton	90	7.7%
Wollaston & Stourbridge Town	80	6.7%
Wordsley North	60	5.6%

- Challenges remain with youth claimants as 21 out of 24 wards in Dudley were above the UK average of 4.5% in March 2026.
- The wards with the highest number of claimants as a percentage of residents aged 16-24 were Castle and Priory at 10.3%, St Thomas's at 9.7%, and St James's at 8.9%.